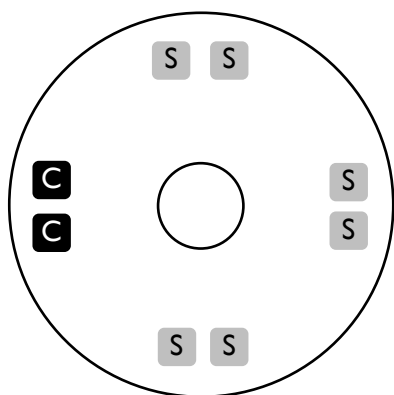
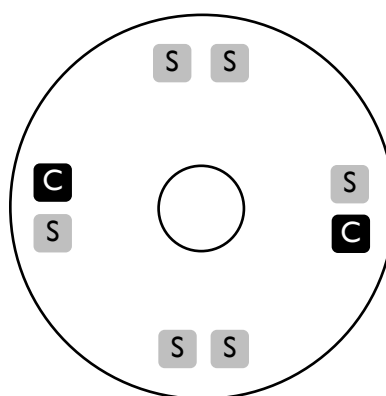
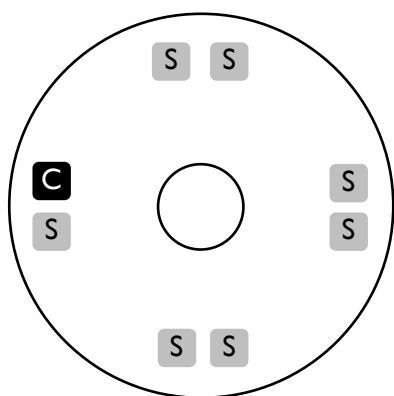


Element Planning With Chips and Seed Beads

Gemstone chips are one of my favorite beads to use in kumihimo! I was slightly hesitant to try them at first because I wanted to know how they would look and I did not want to use chips on all 8 elements of my braid. That was my inspiration for this “training” topic. Below you will find samples of what it looks like when you mix gemstone chips with seed beads. I hope this will help others make decisions prior to braiding that will save time and show the value of making sample braids.

C = Gemstone Chips

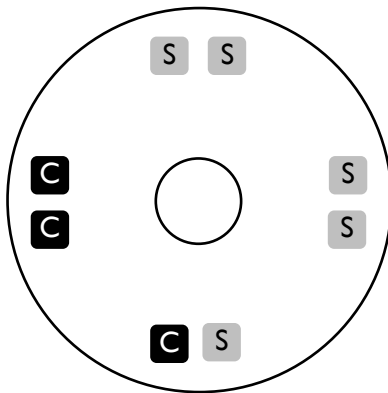
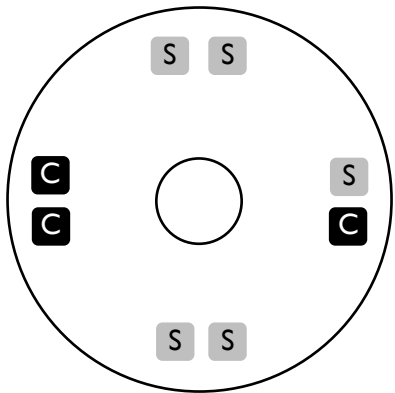
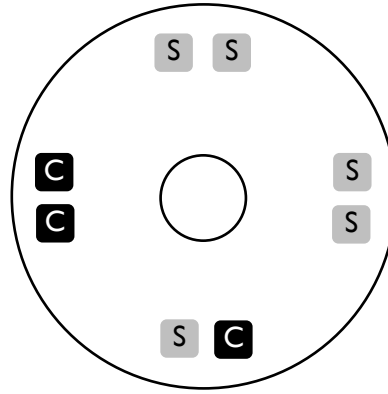
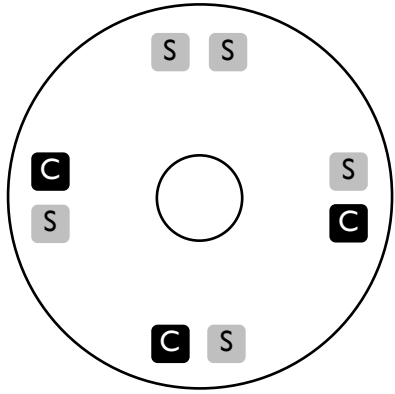
S = 8/0 Seed Beads

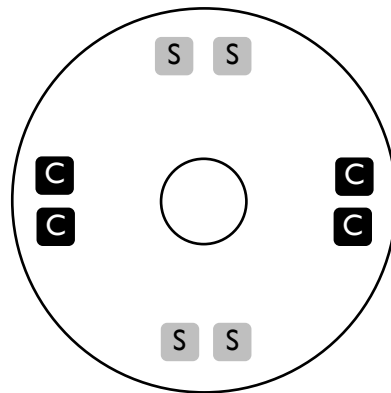
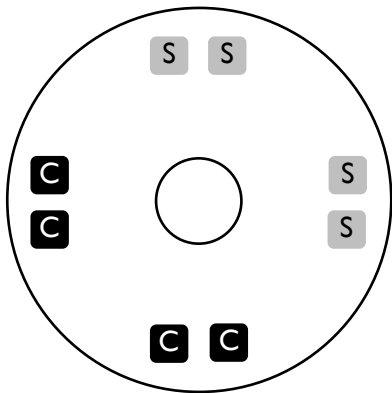
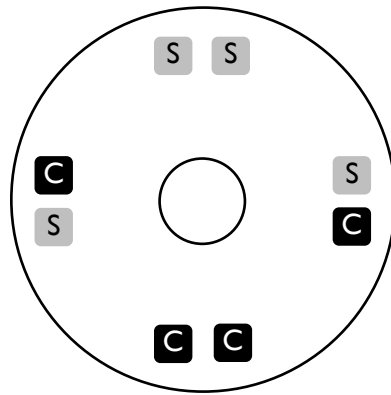
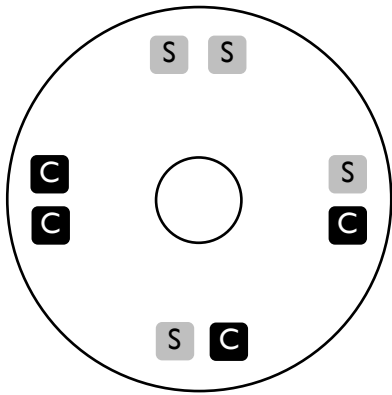


© 2014-2015 Created by Heidi A. Sather of Pacific Patina.

This document may be freely distributed as long as creator information remains intact.

www.PacificPatina.com ♦ PacificPatina@hotmail.com ♦ www.facebook.com/PacificPatina





© 2014-2015 Created by Heidi A. Sather of Pacific Patina.

This document may be freely distributed as long as creator information remains intact.

www.PacificPatina.com ♦ PacificPatina@hotmail.com ♦ www.facebook.com/PacificPatina

