

Using a Double Element:

Loading beads with small holes and moving braiding material in to a braid core

There are times with mix bead Kumihimo where you run into the issue of a bead type not having a large enough hole to fit through #18 cord (s-lon/c-lon). Examples are:

- Pearls
- Coral
- Gemstones

An easy way to get around this issue is to use two strands of braiding material for each element; #18 s-lon/c-lon AND Fireline (or another type of strong fine thread or cord). When you load your beads the ones that can fit on the s-lon/c-lon will go through **both** materials and the beads with small holes will only go on the Fireline (See Figure 1).



Figure 1

In the above example the blue and black 8/0 seed beads are threaded on the s-lon/c-lon AND the black Fireline. The coral beads are only threaded on the Fireline.

This document was created for Training Day Thursdays in the Facebook group Kumihimo “New Dimensions” (KND). If you have found this posted outside of the group please consider joining at <https://www.facebook.com/groups/777090989025312>

© 2014-2015 Created by Heidi A. Sather of Pacific Patina.

This document may be freely distributed as long as creator information remains intact.

www.PacificPatina.com ♦ PacificPatina@hotmail.com ♦ www.facebook.com/PacificPatina

When you braid with the two materials as one element and you tuck the bead with the smaller hole your s-lon/c-lon will “hug” tighter to the point of the braid. (See Figure 2).

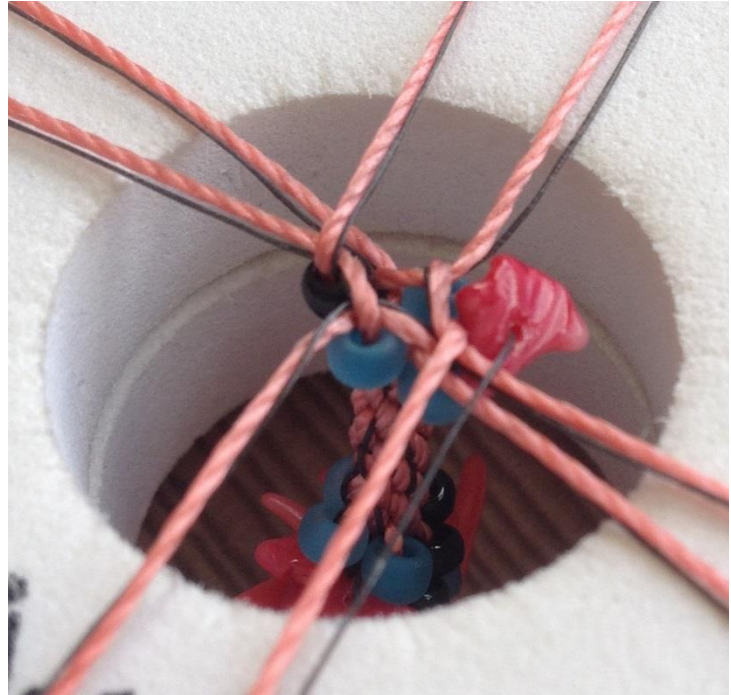


Figure 2

If you wish to continue braiding with s-lon/c-lon after you finish braiding with beads you can bundle the Fireline and braid around it as a core (See Figures 3 and 4).




Figure 3




Figure 4

© 2014-2015 Created by Heidi A. Sather of Pacific Patina.

This document may be freely distributed as long as creator information remains intact.

www.PacificPatina.com ♦ PacificPatina@hotmail.com ♦ www.facebook.com/PacificPatina